

Full Length Research Article

EFFECT OF TANNERY EFFLUENT ON HAEMATOLOGICAL ALTERATIONS IN THE FRESHWATER FISH *CATLA CATLA*

*Thirumavalavan, R. and Ganesan, J.

Department of Zoology, Annamalai University, Tamil Nadu, India – 608 002

Accepted 19th April, 2014; Published 20th May, 2014

In the present study the toxicity of tannery effluent on economically important fish, *Catla catla*. Bioassays were carried out. Changes were observed after 30 days of exposure, (sublethal concentration). Red blood cells, (RBC) count and Hb content decreased when compared to the control. The number of white blood cells (WBC) increased in textile effluent treated fishes. The discharge of tannery effluent with present condition into water bodies will definitely affect the fish population.

Key words: *Catla Catla*, Tannery Effluent, RBC, WBC and Haemoglobin.

INTRODUCTION

With exploding population and increasing industrialization and urbanization, water pollution by agricultural, municipal and industrial sources has become a major concern for the welfare of humanity. Water soluble toxicants from industrial and municipal wastes, leached soils and the atmosphere have rapidly transferred to natural bodies of water. While some of the pollutants decompose or volatilize, others form insoluble salts, which precipitate and get incorporated into the sediment (Bowen, 1979). Uptake of such toxicants by aquatic organisms like fish may be followed by metabolism of the toxicants into more toxic derivatives (Webb, 1973a; Duffus, 1980). Various industrial effluents that affect the quality of water bodies have been characterized by investigators like Varadaraj and Subramanian (Varadaraj, 1991), Baruah *et al.* (Baruah, 1996) and Reddy and Subba Rao (2001). The tannery industries are one of the water based industries as they use large quantity of water and chemicals in processing the leather. Of all the industrial wastes, the tannery effluent is shown to be a dangerous pollutant (Arora, 1981). In the past years, the adverse effects of heavy metals, pesticides and paper and pulp mill effluent have been elucidated with reference to hematological alterations in a number of fishes (Joshi *et al.*, 2002; Singh *et al.*, 2000). As studies pertaining to the toxicity of tannery effluent on the blood parameters of fishes are scanty, the present work has been carried out to assess the toxic impact of tannery effluent on some biochemical parameters in the blood of *Catla catla*.

MATERIALS AND METHODS

Bioassays were carried out by using tannery effluent collected from Vellore District and locally collected fishes of known weight and size were used in the present study. By adopting the method (Sprague, 1973) the LC₅₀ 96 hr value of the effluent to the fishes was found. Then a group of ten fishes were reared in different sublethal concentrations along with appropriate control for 5 days.

*Corresponding author: Thirumavalavan, R.,
Department of Zoology, Annamalai University, Tamil Nadu, India – 608 002.

The total RBCs and WBCs were counted using Haemocytometer and Neubauer counting chamber. The haemoglobin contents were determined using Haemoglobinometer by Sahli's acid haematin method.

RESULTS

Variation in hematological parameters of the fish *Channa punctata* to chronic toxicity chlorpyrifos is presented in Table. Significant variation in mean Red Blood Cells (RBC), mean White Blood Cells (WBC) and mean Haemoglobin, was observed in the blood of industrial effluents treated fish when compared to the untreated ones. The results are duplicated in the Table. *Catla catla* when treated with 1.1, 1.6 and 2.1 ml/L concentrations of tannery effluent showed a decreasing trend in the RBC counts compared to controls ((Table 1 & Fig. 1)). The mean values of total RBC in the 0.11, 0.16 and 0.21 concentration of tannery effluent were 1.57, 1.48 and 1.33 control value 1.73 (10⁶/mm³) exposures to 5 days respectively.

The WBC analysis revealed a significant increase in the tannery effluent exposed fish when to control fish Table 1. The mean values of total WBC in the 1.1, 1.6 and 2.1 ml/L concentration of tannery effluent were 6.21, 6.36 and 6.54 control value 5.66 (10³/mm³) exposures to 5 days respectively (Table 1 & Fig. 2). Haemoglobin analysis revealed a significant reduction in the tannery effluent toxicity imposed fish concentration compared to control ones. The total haemoglobin content in the 1.1, 1.6 and 2.1 ml/L concentration treated fish recorded from 6.12, 5.57, 4.89, 4.10 and control value 66.10 mg/100 ml after exposure to 5 days respectively (Table 1 & Fig. 3). In the present study, significant time found reduction in the total Red Blood Cell (RBC) and Hb were noticed, when compared to control fish. The erythrocyte level was found to be decreased in fishes subjected to stressful conditions. An anaemic condition is generally indicated by the tendency of lower RBC count, haemoglobin content and haematocrit values, as seen in fishes exposed to environmental pollution stress (Ramesh, 2001). The heavy metal induced significant decrease in RBC, Hb and PCV.

Table 1. Values of blood parameters in the control and effluent treated fish *Catla catla*. (Each value is mean ± SD of 4 observations)

Concentration of tannery effluent (%)	RBC ($10^6/\text{mm}^3$)	WBC ($10^3/\text{mm}^3$)	Hb (mg/100ml)
Control	1.73 ± 0.13	5.66 ± 0.25	6.66 ± 1.07
0.11	1.57 ± 0.10	6.21 ± 0.16	6.12 ± 1.27
0.16	1.48 ± 0.17	6.36 ± 0.18	5.57 ± 0.90
0.21	1.33 ± 0.12	6.54 ± 0.21	4.89 ± 0.89
0.26	1.24 ± 0.12	6.92 ± 0.31	4.10 ± 0.29

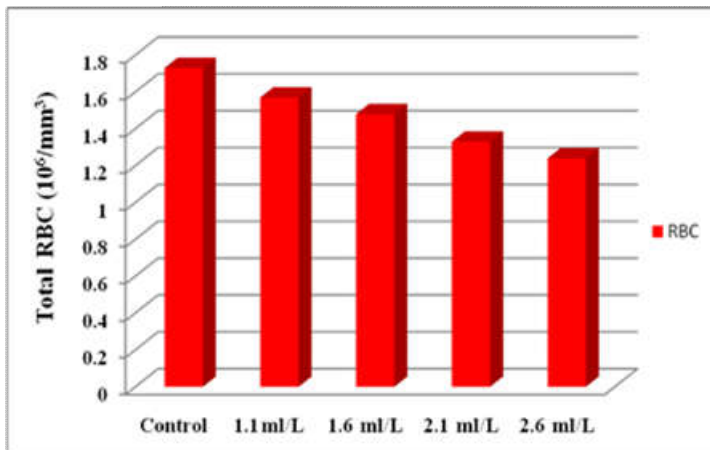


Fig. 1. Total RBC of sub lethal concentrations of tannery treated fish *Catla catla*

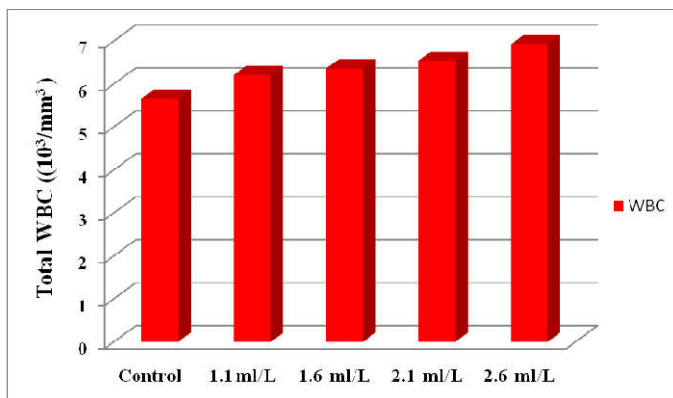


Fig. 2. Total WBC of sub lethal concentrations of tannery treated fish *Catla catla*

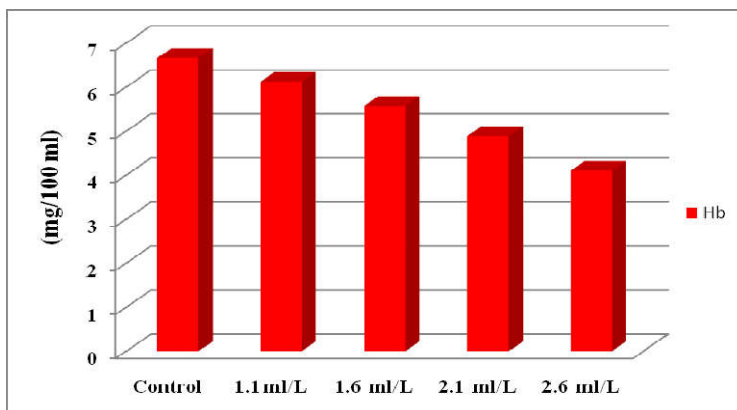


Fig. 3. Total Hb of sub lethal concentrations of tannery treated fish *Catla catla*

The RBC count coupled with low haemoglobin content may be due to destructive action of pollutants on erythrocytes. Our results are in good agreement with the earlier works reported (Karuppasamy, 2000; Bela Zutshi *et al.*, 2010).

The decrease in haemoglobin concentration indicates the fish inability to provide sufficient oxygen to the tissues (Nussey *et al.*, 1995). In the present study, there is a gradual size in the total WBC count in the fish *Catla catla* in exposure to 1.1, 1.6,

2.1 and 2.6 ml/L concentrations of tannery effluent. The gradual exhalation was in accordance with the period of exposure. But a drastic reduction was noticed in 5 days exposed fish. WBC plays an important role in immune system. The increase in WBC in the present study has been attributed to several factors like increase in thrombocytes, lymphocytes or squeezing of WBC's in peripheral blood. Increase in WBC count can be correlated with an increase in antibody production which helps in survival and recovery of fishes exposed to toxicant. High WBC counts indicate damage due to infection of body tissues, severe physical stress as well as Leukemia. Similar increase was reported by Banerjee and Banerjee (Banerjee, 1988) in *Channa punctatus* due to Copper sulphate and Potassium dichromate induced toxicity in *Channa punctatus* exposed to Copper.

Conclusion

Present study reveals that due to the influence of tannery effluent the amount of RBC and Hb have been decreased in blood of fish *Catla catla*. But the amount of WBC has been increased as an immunological defense to survive against the toxic substance in the effluent. The discharge of tannery effluent with present condition into water bodies will definitely affect the fish population.

REFERENCES

- Bowen, H.J.M., 1979. *Environmental chemistry of the elements*, Academic Press, London.
- Webb, J., 1975a. *Techniques and topics in bioinorganic chemistry*. Macmillan, London.
- Duffus, J.H., 1980. *Environmental toxicology*. Edward Arnold Pub. Ltd., London.
- Varadaraj. G., and Subramanian, M.A., 1991. The impact of tannery effluent on feeding energetics and oxygen consumption in the fingerlings of *Oreochromis mossambicus*. *J. ecotoxicol. Environ. Monit.*, 1(4): 270-276.
- Baruah, B.K., Baruah, D., and Das, M., 1996. Study on the effect of paper mill effluent on the water quality of receiving wetland. *Poll. Res.*, 15(4): 389-393.
- Reddy, P.M. and Subba Rao, N. 2001. Effects of industrial effluents on the ground water regime in Visakhapatnam. *Poll. Res.*, 20(3): 383-386.
- Arora, H.C., 1981. Proc. Natl. Workshop Microb. Deg. Effl. NEERI, Nagpur, pp: 1-24.
- Joshi, P.S., Deepa Harish and Manjushri Bose, 2002. Effect of lindane and Malathion exposure to certain blood parameters in a freshwater teleost fish *Clarias batrachus*. *Poll. Res.*, 21(1): 55-57.
- Singh, R.K., Tripathi and Mishra, B.P. 2000. Haematotoxic effects of commonly used pesticide malathion in teleost fish *Clarias batrachus*. *J. Environ. Res.*, 10(1): 17-19.
- Sprague, J.B., 1973 Measurement of Pollutants toxicity to fish III Sublethal effects and safe concentrations, *Water Res.*, 5, 245-266.
- Ramesh, M., 2001. *J. Indian fish Assoc.*, 1: 131-136.
- Karuppasamy R. 2000. Impact of Phenyl mercuric acetate on the bimodal respiration in an air-breathing fish *C. punctatus*, *J. Environ. Poll.*, 7, 287-293.
- Bela Zutshi, S., Raghu Prasad, G., and Nagaraja, R. 2010. Alteration in Hematology of *Labeo rohita* under stress of pollution from lakes of Bangalore, Karnataka, India, *Environ. Monit. Assess*, 168, 11-19.
- Nussey, G., Van Vuren, J.H.J., and Du Preez, H.H., 1995. Effect of copper on the differential white blood cell counts of the Mozambique tilapia (*Oreochromis mossambicus*), *Comp. Biochem. Physiol.*, 111, 381-388.
- Banerjee, V., and Banerjee, M., 1988. Effect of heavy metal poisoning on peripheral hemogram in *H.fossilis* (Bloch) mercury, chromium and zinc chlorides (LC50), *Comparitive Physiology and Ecology*, 13, 128-134.
- Singh, M., 1995. Haematological responses in a fresh water teleost, *Channa punctatus* to experimental copper and Cr poisoning, *J. Environ. Biol.*, 16 , 339-341.
- Anand kumar, A., Tripathy, A. P., and Tripathy, N. K., 2006. Effect of dimecron on the blood parameters of *Heteropneusts fossis*, *J. Env. Biol.*, 22(4), 297-299.
